

Here, we can check for any a pattern in the replies, for background information.

X1 Basics

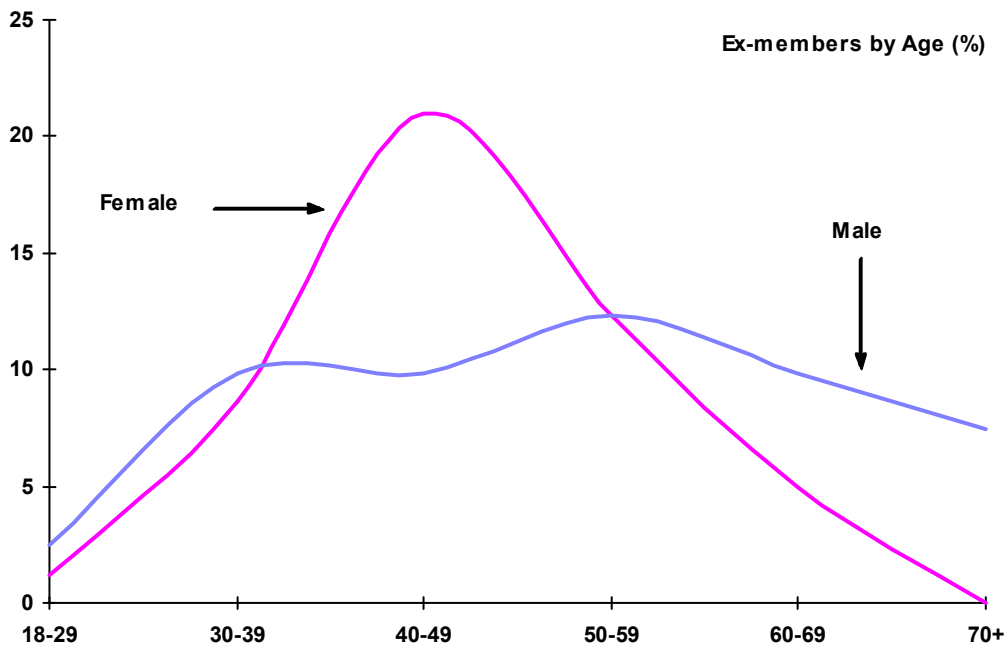
		----- Percent -----													
		18-29	30-39	40-49	50-59	60-69	70+	Total	18-29	30-39	40-49	50-59	60-69	70+	Total
Total		1	7	17	10	4	39	2.6	17.9	43.6	25.6	10.3	100.0		

This must be the most significant result of all, in this survey.

The responses to QX2 show that the majority of the female ex-members have been in a club for over 10 years.

The overwhelming majority of members are couples. Long-standing female members clearly lead the exodus. Their age spectrum suggests that children reaching teen age, may be a little more significant than 4th on the list of reasons for leaving, than QX4 responses (teen's reluctance) suggest.

An obvious implication is that first, members must include the kids in EVERYTHING, before they get to the stage of no longer wanting to go to the club; and second: specific provision must be made for the 'youth', based on what THEY seek. After that, keeping the senior ladies interested could be simpler.



Here, we can check for any a pattern in the replies, for background information.

X1 Basics

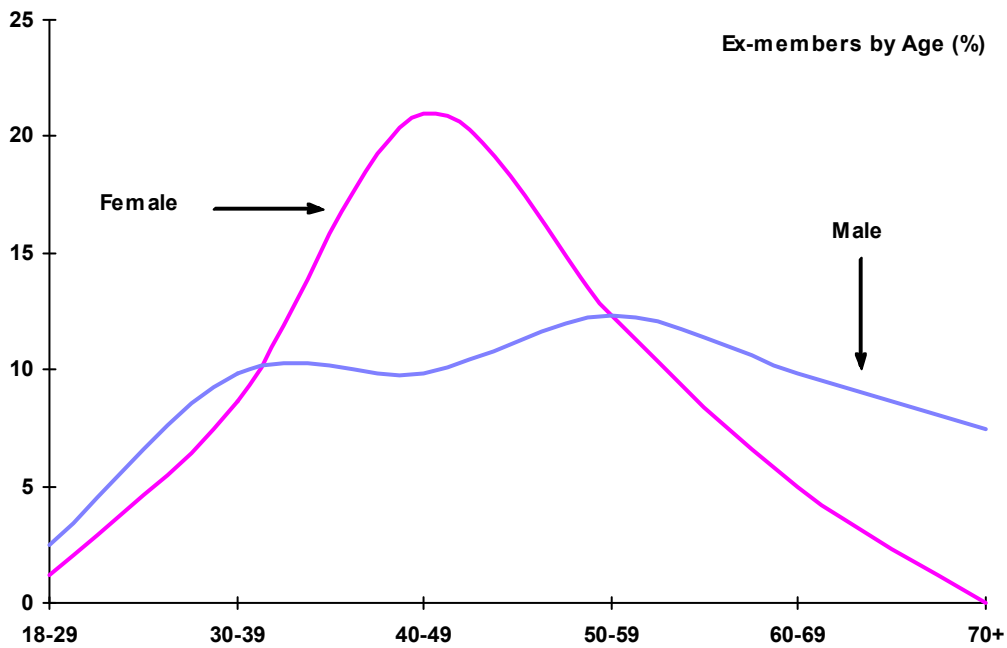
	----- Percent -----													
	18-29	30-39	40-49	50-59	60-69	70+	Total	18-29	30-39	40-49	50-59	60-69	70+	Total
Female	1	7	17	10	4		39	2.6	17.9	43.6	25.6	10.3		100.0
Total	1	7	17	10	4		39	2.6	17.9	43.6	25.6	10.3		100.0

This must be the most significant result of all, in this survey.

The responses to QX2 show that the majority of the female ex-members have been in a club for over 10 years.

The overwhelming majority of members are couples. Long-standing female members clearly lead the exodus. Their age spectrum suggests that children reaching teen age, may be a little more significant than 4th on the list of reasons for leaving, than QX4 responses (teen's reluctance) suggest.

An obvious implication is that first, members must include the kids in EVERYTHING, before they get to the stage of no longer wanting to go to the club; and second: specific provision must be made for the 'youth', based on what THEY seek. After that, keeping the senior ladies interested could be simpler.



Here, we can check for any a pattern in the replies, for background information.

X1 Basics

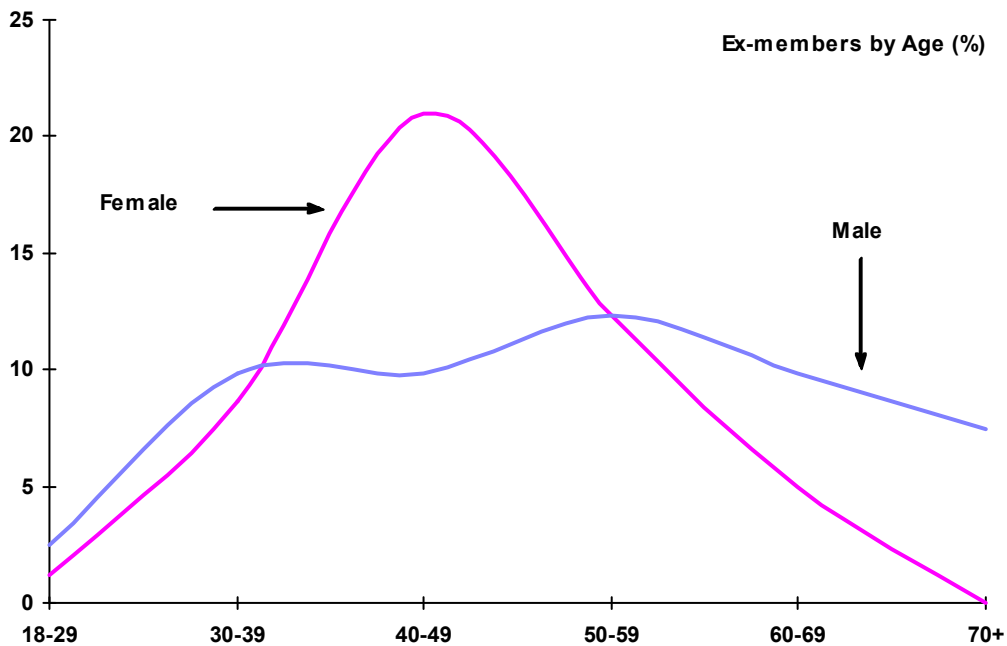
								----- Percent -----						
	18-29	30-39	40-49	50-59	60-69	70+	Total	18-29	30-39	40-49	50-59	60-69	70+	Total
Female	1	7	17	10	4		39	2.6	17.9	43.6	25.6	10.3		70.1
Total	1	7	17	10	4		39	2.6	17.9	43.6	25.6	10.3		100.0

This must be the most significant result of all, in this survey.

The responses to QX2 show that the majority of the female ex-members have been in a club for over 10 years.

The overwhelming majority of members are couples. Long-standing female members clearly lead the exodus. Their age spectrum suggests that children reaching teen age, may be a little more significant than 4th on the list of reasons for leaving, than QX4 responses (teen's reluctance) suggest.

An obvious implication is that first, members must include the kids in EVERYTHING, before they get to the stage of no longer wanting to go to the club; and second: specific provision must be made for the 'youth', based on what THEY seek. After that, keeping the senior ladies interested could be simpler.



Here, we can check for any a pattern in the replies, for background information.

X1 Basics

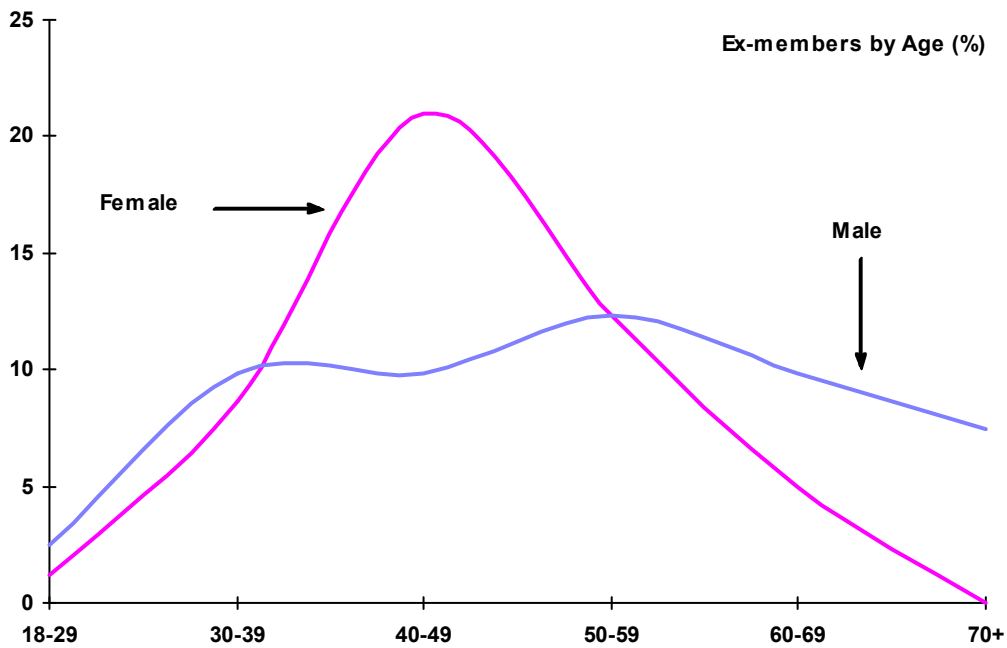
	----- Percent -----													
	18-29	30-39	40-49	50-59	60-69	70+	Total	18-29	30-39	40-49	50-59	60-69	70+	Total
Total	1	7	17	10	4		39	2.6	17.9	43.6	25.6	10.3		100.0

This must be the most significant result of all, in this survey.

The responses to QX2 show that the majority of the female ex-members have been in a club for over 10 years.

The overwhelming majority of members are couples. Long-standing female members clearly lead the exodus. Their age spectrum suggests that children reaching teen age, may be a little more significant than 4th on the list of reasons for leaving, than QX4 responses (teen's reluctance) suggest.

An obvious implication is that first, members must include the kids in EVERYTHING, before they get to the stage of no longer wanting to go to the club; and second: specific provision must be made for the 'youth', based on what THEY seek. After that, keeping the senior ladies interested could be simpler.



Here, we can check for any a pattern in the replies, for background information.

X1 Basics

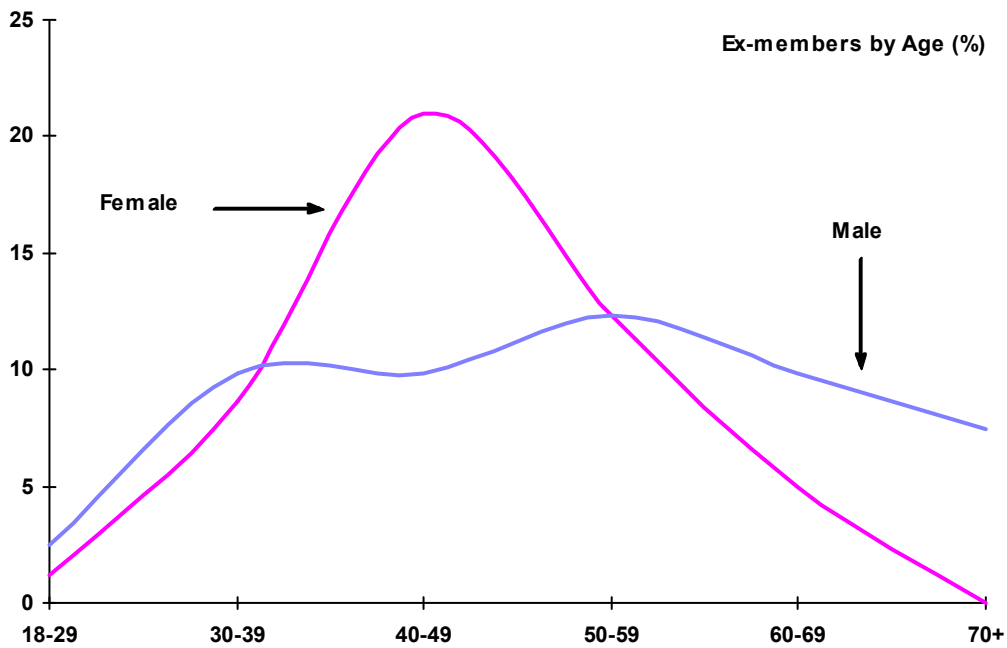
		----- Percent -----												
	18-29	30-39	40-49	50-59	60-69	70+	Total	18-29	30-39	40-49	50-59	60-69	70+	Total
Total	1	7	17	10	4		39	2.6	17.9	43.6	25.6	10.3		100.0

This must be the most significant result of all, in this survey.

The responses to QX2 show that the majority of the female ex-members have been in a club for over 10 years.

The overwhelming majority of members are couples. Long-standing female members clearly lead the exodus. Their age spectrum suggests that children reaching teen age, may be a little more significant than 4th on the list of reasons for leaving, than QX4 responses (teen's reluctance) suggest.

An obvious implication is that first, members must include the kids in EVERYTHING, before they get to the stage of no longer wanting to go to the club; and second: specific provision must be made for the 'youth', based on what THEY seek. After that, keeping the senior ladies interested could be simpler.

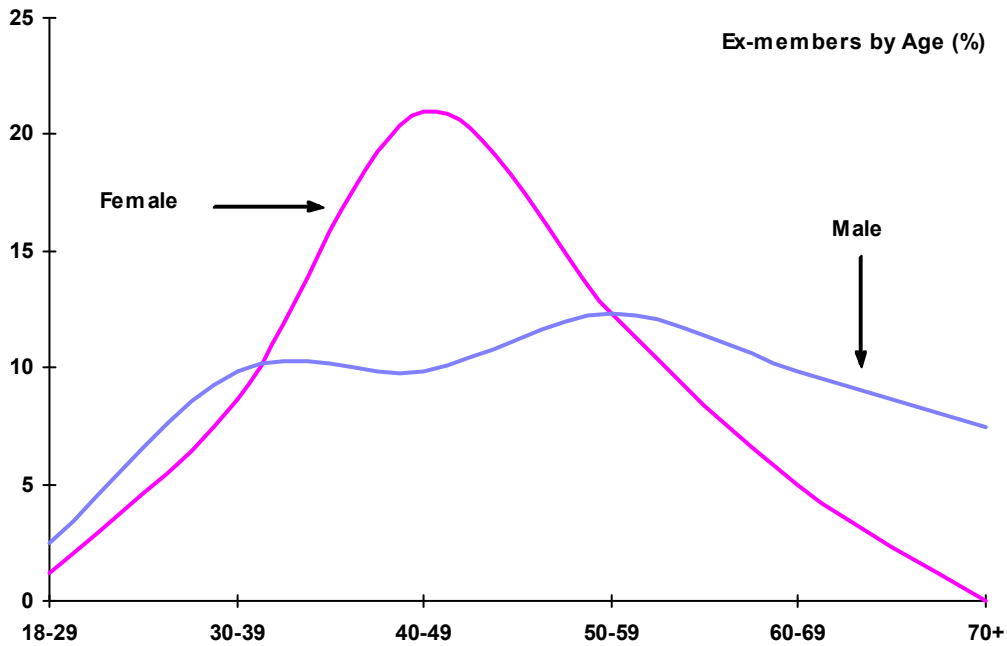


Here, we can check for any a pattern in the replies, for background information.

X1 Basics

		----- Percent -----													
		18-29	30-39	40-49	50-59	60-69	70+	Total	18-29	30-39	40-49	50-59	60-69	70+	Total
Total		3	15	25	20	12	6	81	3.7	18.5	30.9	24.7	14.8	7.4	100.0

This must be the most significant result of all, in this survey.
 The responses to QX2 show that the majority of the female ex-members have been in a club for over 10 years.
 The overwhelming majority of members are couples. Long-standing female members clearly lead the exodus. Their age spectrum suggests that children reaching teen age, may be a little more significant than 4th on the list of reasons for leaving, than QX4 responses (teen's reluctance) suggest.
 An obvious implication is that first, members must include the kids in EVERYTHING, before they get to the stage of no longer wanting to go to the club; and second: specific provision must be made for the 'youth', based on what THEY seek. After that, keeping the senior ladies interested could be simpler.



Here, we can check for any a pattern in the replies, for background information.

X1 Basics

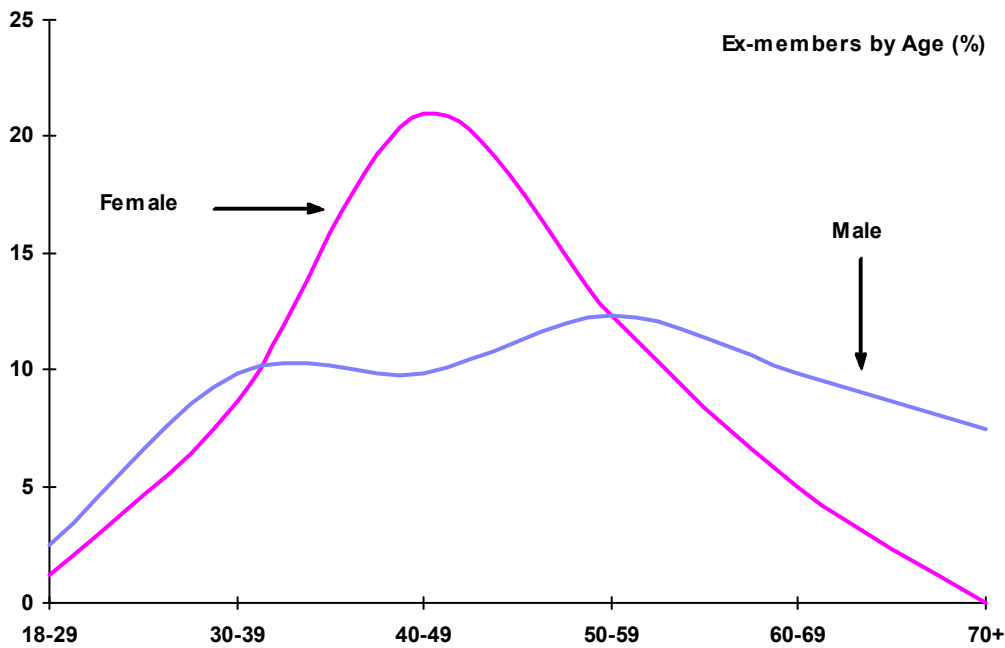
	----- Percent -----													
	18-29	30-39	40-49	50-59	60-69	70+	Total	18-29	30-39	40-49	50-59	60-69	70+	Total
Male	2	8	8	10	8	6	42	3.7	18.5	10.0	12.3	14.8	7.4	51.9
Total	3	15	25	20	12	6	81	3.7	18.5	30.9	24.7	14.8	7.4	100.0

This must be the most significant result of all, in this survey.

The responses to QX2 show that the majority of the female ex-members have been in a club for over 10 years.

The overwhelming majority of members are couples. Long-standing female members clearly lead the exodus. Their age spectrum suggests that children reaching teen age, may be a little more significant than 4th on the list of reasons for leaving, than QX4 responses (teen's reluctance) suggest.

An obvious implication is that first, members must include the kids in EVERYTHING, before they get to the stage of no longer wanting to go to the club; and second: specific provision must be made for the 'youth', based on what THEY seek. After that, keeping the senior ladies interested could be simpler.



Here, we can check for any a pattern in the replies, for background information.

X1 Basics

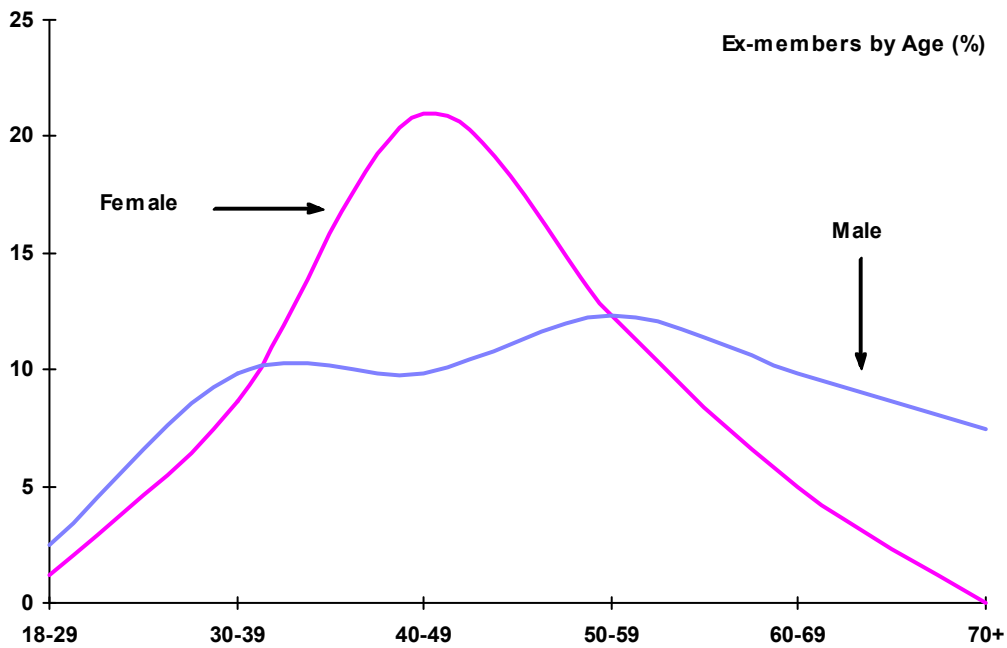
								Percent						
	18-29	30-39	40-49	50-59	60-69	70+	Total	18-29	30-39	40-49	50-59	60-69	70+	Total
male	2	0	0	10	0	0	12	2.0	0.0	0.0	12.0	0.0	0.0	14.3
Total	3	15	25	20	12	6	81	3.7	18.5	30.9	24.7	14.8	7.4	100.0

This must be the most significant result of all, in this survey.

The responses to QX2 show that the majority of the female ex-members have been in a club for over 10 years.

The overwhelming majority of members are couples. Long-standing female members clearly lead the exodus. Their age spectrum suggests that children reaching teen age, may be a little more significant than 4th on the list of reasons for leaving, than QX4 responses (teen's reluctance) suggest.

An obvious implication is that first, members must include the kids in EVERYTHING, before they get to the stage of no longer wanting to go to the club; and second: specific provision must be made for the 'youth', based on what THEY seek. After that, keeping the senior ladies interested could be simpler.



Here, we can check for any a pattern in the replies, for background information.

X1 Basics

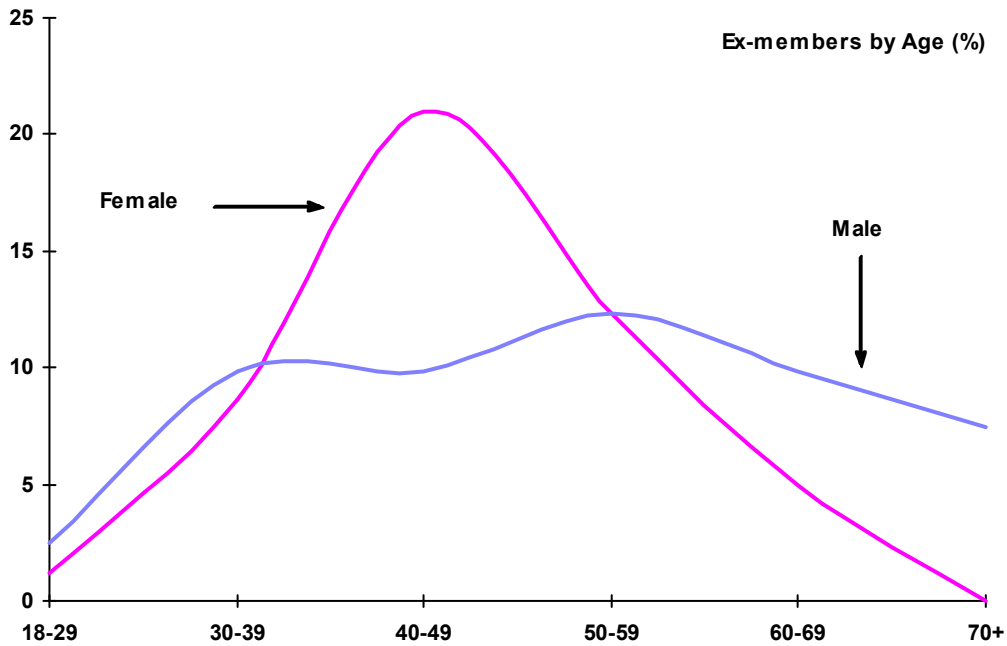
	----- Percent -----													
	18-29	30-39	40-49	50-59	60-69	70+	Total	18-29	30-39	40-49	50-59	60-69	70+	Total
Total	3	15	25	20	12	6	81	3.7	18.5	30.9	24.7	14.8	7.4	100.0

This must be the most significant result of all, in this survey.

The responses to QX2 show that the majority of the female ex-members have been in a club for over 10 years.

The overwhelming majority of members are couples. Long-standing female members clearly lead the exodus. Their age spectrum suggests that children reaching teen age, may be a little more significant than 4th on the list of reasons for leaving, than QX4 responses (teen's reluctance) suggest.

An obvious implication is that first, members must include the kids in EVERYTHING, before they get to the stage of no longer wanting to go to the club; and second: specific provision must be made for the 'youth', based on what THEY seek. After that, keeping the senior ladies interested could be simpler.



Here, we can check for any a pattern in the replies, for background information.

X1 Basics

		----- Percent -----													
		18-29	30-39	40-49	50-59	60-69	70+	Total	18-29	30-39	40-49	50-59	60-69	70+	Total
Total		3	15	25	20	12	6	81	3.7	18.5	30.9	24.7	14.8	7.4	100.0

This must be the most significant result of all, in this survey.

The responses to QX2 show that the majority of the female ex-members have been in a club for over 10 years.

The overwhelming majority of members are couples. Long-standing female members clearly lead the exodus. Their age spectrum suggests that children reaching teen age, may be a little more significant than 4th on the list of reasons for leaving, than QX4 responses (teen's reluctance) suggest.

An obvious implication is that first, members must include the kids in EVERYTHING, before they get to the stage of no longer wanting to go to the club; and second: specific provision must be made for the 'youth', based on what THEY seek. After that, keeping the senior ladies interested could be simpler.

